

This Page Is Inserted by IFW Operations
and is not a part of the Official Record

BEST AVAILABLE IMAGES

Defective images within this document are accurate representations of the original documents submitted by the applicant.

Defects in the images may include (but are not limited to):

- BLACK BORDERS
- TEXT CUT OFF AT TOP, BOTTOM OR SIDES
- FADED TEXT
- ILLEGIBLE TEXT
- SKEWED/SLANTED IMAGES
- COLORED PHOTOS
- BLACK OR VERY BLACK AND WHITE DARK PHOTOS
- GRAY SCALE DOCUMENTS

IMAGES ARE BEST AVAILABLE COPY.

**As rescanning documents *will not* correct images,
please do not report the images to the
Image Problem Mailbox.**



INTERNATIONAL APPLICATION PUBLISHED UNDER THE PATENT COOPERATION TREATY (PCT)

<p>(51) International Patent Classification ⁶ : E21B 17/08, 43/10, 43/08, F16L 13/14</p>	<p>A1</p>	<p>(11) International Publication Number: WO 98/22690 (43) International Publication Date: 28 May 1998 (28.05.98)</p>
<p>(21) International Application Number: PCT/EP97/06671 (22) International Filing Date: 21 November 1997 (21.11.97) (30) Priority Data: 96203272.8 22 November 1996 (22.11.96) EP (34) Countries for which the regional or international application was filed: GB et al. (71) Applicant (for all designated States except CA): SHELL INTERNATIONALE RESEARCH MAATSCHAPPIJ B.V. [NL/NL]; Carel van Bylandtlaan 30, NL-2596 HR The Hague (NL). (71) Applicant (for CA only): SHELL CANADA LIMITED [CA/CA]; 400 - 4th Avenue, S.W., Calgary, Alberta T2P 2H5 (CA). (72) Inventor: LOHBECK, Wilhelmus, Christianus, Maria; Volmertaan 6, NL-2288 GD Rijswijk (NL).</p>	<p>(81) Designated States: AL, AM, AT, AU, AZ, BA, BB, BG, BR, BY, CA, CH, CN, CU, CZ, DE, DK, EE, ES, FI, GB, GE, GH, HU, ID, IL, IS, JP, KE, KG, KP, KR, KZ, LC, LK, LR, LS, LT, LU, LV, MD, MG, MK, MN, MW, MX, NO, NZ, PL, PT, RO, RU, SD, SE, SG, SI, SK, SL, TJ, TM, TR, TT, UA, UG, UZ, VN, YU, ZW, ARIPO patent (GH, KE, LS, MW, SD, SZ, UG, ZW), Eurasian patent (AM, AZ, BY, KG, KZ, MD, RU, TJ, TM), European patent (AT, BE, CH, DE, DK, ES, FI, FR, GB, GR, IE, IT, LU, MC, NL, PT, SE), OAPI patent (BF, BJ, CF, CG, CI, CM, GA, GN, ML, MR, NE, SN, TD, TG).</p> <p>Published With international search report. Before the expiration of the time limit for amending the claims and to be republished in the event of the receipt of amendments.</p>	
<p>(54) Title: CONNECTOR FOR AN EXPANDABLE TUBING STRING</p>		
<p>(57) Abstract</p> <p>A connector for interconnecting a pair of adjacent sections (8 and 9) of an expandable tubing string comprises a plastically expandable sleeve (6) that is arranged co-axially around or inside the ends (7) of the interconnected tubing sections (8 and 9) and a series of circumferentially spaced mechanical fasteners (5), such as screws or rivets, for fastening the sleeve to each of said ends (7).</p>		

FOR THE PURPOSES OF INFORMATION ONLY

Codes used to identify States party to the PCT on the front pages of pamphlets publishing international applications under the PCT.

AL	Albania	ES	Spain	LS	Lesotho	SI	Slovenia
AM	Armenia	FI	Finland	LT	Lithuania	SK	Slovakia
AT	Austria	FR	France	LU	Luxembourg	SN	Senegal
AU	Australia	GA	Gabon	LV	Latvia	SE	Swaziland
AZ	Azerbaijan	GB	United Kingdom	MC	Monaco	TD	Chad
BA	Bosnia and Herzegovina	GE	Georgia	MD	Republic of Moldova	TG	Togo
BB	Barbados	GH	Ghana	MG	Madagascar	TJ	Tajikistan
BE	Belgium	GN	Gambia	MK	The former Yugoslav Republic of Macedonia	TM	Turkmenistan
BF	Burkina Faso	GR	Greece			TR	Turkey
BG	Bulgaria	HU	Hungary	ML	Mali	TT	Trinidad and Tobago
BJ	Benin	IE	Ireland	MN	Mongolia	UA	Ukraine
BR	Brazil	IL	Israel	MR	Mauritania	UG	Uganda
BY	Belarus	IS	Iceland	MW	Malawi	US	United States of America
CA	Canada	IT	Italy	MX	Mexico	UZ	Uzbekistan
CC	Central African Republic	JP	Japan	NE	Niger	VN	Viet Nam
CG	Congo	KE	Kenya	NL	Netherlands	YU	Yugoslavia
CH	Switzerland	KG	Kyrgyzstan	NO	Norway	ZW	Zimbabwe
CI	Cote d'Ivoire	KP	Democratic People's Republic of Korea	NZ	New Zealand		
CM	Cameroun	KR	Republic of Korea	PL	Poland		
CN	China	KZ	Kazakhstan	PT	Portugal		
CU	Cuba	LC	Saint Lucia	RO	Romania		
CZ	Czech Republic	LJ	Liechtenstein	RU	Russian Federation		
DE	Germany	LK	Sri Lanka	SD	Sudan		
DK	Denmark	LR	Liberia	SE	Sweden		
EE	Estonia			SG	Singapore		

CONNECTOR FOR AN EXPANDABLE TUBING STRING

The invention relates to a connector for use in connecting sections of an expandable tubing string, and in particular but not exclusively for use in the connection of sections of an expandable slotted tubing (EST) string as utilized in downhole applications in oil and gas production operations.

Expandable slotted tubings are known from International patent application No. PCT/EP 93/01460. This prior art reference discloses a slotted tube which may be expanded downhole by running an expansion mandrel through the tubing whereby the slots are expanded to diamond-shaped apertures.

When a tubing is expanded it is desirable that this can be accomplished by a substantially uniform expansion force, also at the locations where adjacent tubing sections are interconnected.

It is therefore an object of the present invention to provide a connector for an expandable tubing that can be expanded smoothly and made up easily without requiring welding operations.

The connector according to the invention thereto comprises a plastically expandable sleeve that is in use arranged co-axially relative to an end of each of the adjacent tubing sections, and means for fastening the sleeve to said ends.

Preferably the outer surface of an end of each of the adjacent tubing sections has been machined away to form an annular recess in which the sleeve is located.

Alternatively the inner surface of an end of each of the adjacent tubing sections has been machined away to form an annular recess in which the sleeve is located.

5 It is preferred that the thickness of the sleeve is substantially equal to the depth of the annular recess so that a flush-type connection is created.

10 It is furthermore preferred that the fastening means comprise a series of circumferentially spaced screws that pass through holes that are drilled through the sleeve and the adjacent wall of ends of the adjacent tubing sections. If desired the screws may be replaced by rivets or other mechanical fasteners.

15 The connector according to the invention is particularly attractive for interconnecting sections of an expandable string of oil and/or gas well tubulars that may be slotted. If the connector is used for interconnecting sections of an expandable slotted tubing string then the sleeve is provided with a series of staggered substantially longitudinal slots which are deformable into diamond-shaped apertures upon expansion of the sleeve.

20 Further aspects, details, objects and advantages of the connector according to the invention will become apparent from the accompanying claims, abstract, drawings and detailed description with reference to the drawings.

25 The invention will now be described in more detail with reference to the accompanying drawings, in which

30 Fig. 1 shows a schematic side view of a plastically expandable connector according to the invention which surrounds ends of adjacent expandable slotted tubing sections;

- 3 -

Fig. 2 shows a schematic longitudinal sectional view of a flush-type connector according to the invention which surrounds ends of adjacent expandable tubing sections; and

5 Fig. 3 shows a schematic longitudinal sectional view of a flush-type connector according to the invention which is surrounded by ends of adjacent expandable tubing sections.

Referring now to Fig. 1, there is shown a connector
10 comprising a plastically deformable slotted sleeve 1 that co-axially surrounds ends of a pair of adjacent slotted tubing sections 2 and 3. The sleeve 1 and tubing sections are each provided with a series of staggered and partially overlapping slots 4 that deform
15 to substantially diamond shaped apertures (not shown) upon expansion of the assembly by e.g. running an expansion mandrel (not shown) through the interior of the tubing sections 2 and 3.

One or more series of circumferentially spaced
20 Allen-type or other locking screws 5 fasten the sleeve 1 to each of the tubing sections 2 and 3 such that the inner surface of the sleeve 1 engages the outer surface of the end of each tubing section 2 and 3 both before, during and after the expansion process. The screws 5
25 are located in nodes between slots 4.

Referring now to Fig. 2 there is shown a flush-type
connector comprising a plastically deformable solid or
slotted sleeve 6 that surrounds ends 7 of adjacent
solid or slotted tubing sections 8 and 9, which ends 7
30 have been machined away to form an annular recess 10 in which the sleeve 6 is located. The thickness of the sleeve 6 substantially equals the depth of the recess 10 to form a flush-type connector.

- 4 -

The connector furthermore comprises a series of circumferentially spaced Allen-type or other locking screws 11 to fasten the sleeve 6 to each of the tubing sections 8 and 9 such that the inner surface of the sleeve 6 engages the outer surface of the ends 7 of the adjacent tubing sections 8 and 9 both before, during and after the expansion process.

Referring now to Figure 3 there is shown a flush-type connector comprising a plastically deformable solid or slotted sleeve 16 that is surrounded by ends 17 of adjacent solid or slotted tubing sections 18 and 19, respectively, which ends 17 have been machined away to form an annular recess 20 in which the sleeve 16 is located. The thickness of the sleeve substantially equals the depth of the recess 20 to form a flush-type connector that smoothly deforms plastically together with the ends of the tubing sections 18 and 19 during the expansion process.

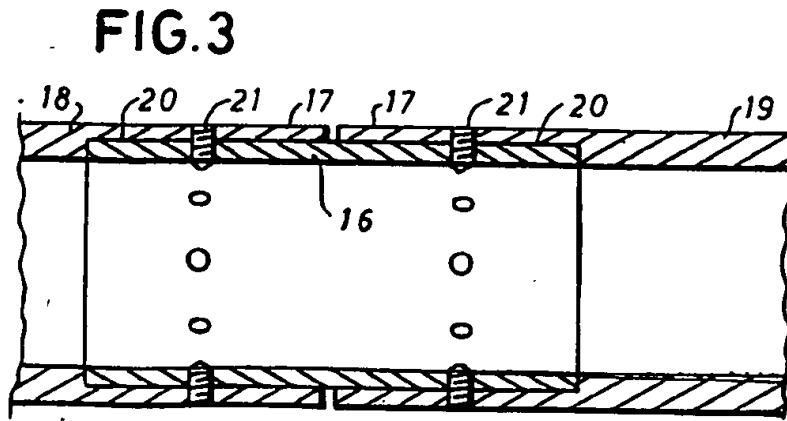
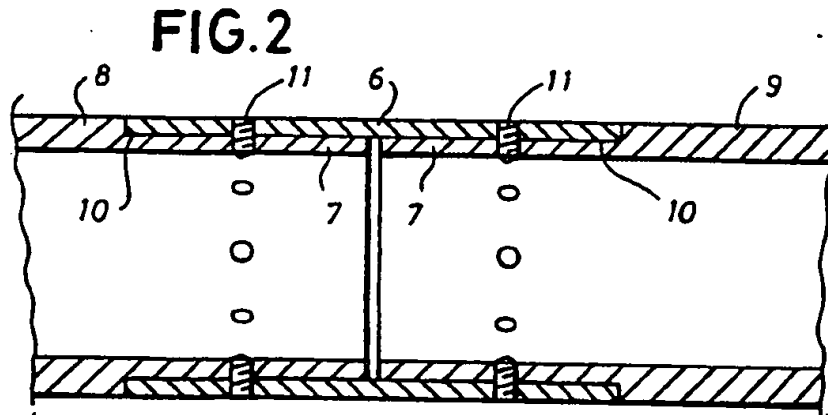
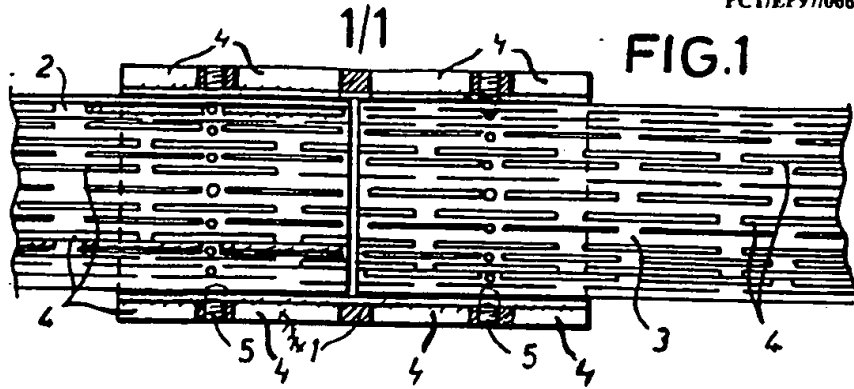
The connector of Fig. 3 furthermore comprises a series of circumferentially spaced Allen-type locking screws 21 to fasten the sleeve 16 to each of the tubing sections 18 and 19 such that the outer surface of the sleeve 16 firmly engages the inner surface of the ends 17 of the adjacent tubing sections 8 and 9 both before, during and after the expansion process.

C L A I M S

1. A connector for interconnecting adjacent sections of a tubing string, the connector comprising a sleeve that is in use arranged co-axially relative to an end of each of the adjacent tubing sections, and means for fastening the sleeve to said ends, characterized in that the sleeve is plastically expandable and is useable for interconnecting sections of an expandable tubing string.
2. The connector of claim 1, wherein the sleeve is designed for interconnecting sections of an expandable slotted tubing string and is provided with a series of staggered substantially longitudinal slots which are deformable into diamond-shaped apertures upon expansion of the sleeve.
3. The connector of claim 1, wherein the sleeve is designed for interconnecting sections of an expandable string of oil and/or gas well tubulars.
4. The connector of claim 1, wherein the outer surface of an end of each of the adjacent tubing sections has been machined away to form an annular recess in which the sleeve is located.
5. The connector of claim 1, wherein the inner surface of an end of each of the adjacent tubing sections has been machined away to form an annular recess in which the sleeve is located.
6. The connector of claim 4 or 5, wherein the thickness of the sleeve is substantially equal to the depth of the annular recess.

- 6 -

7. The connector of any preceding claim, wherein the fastening means comprise a series of circumferentially spaced screws that pass through holes that are drilled through the sleeve and the adjacent wall of ends of the adjacent tubing sections.
- 5



INTERNATIONAL SEARCH REPORT

International Application No.
PCT/EP 97/06671

A. CLASSIFICATION OF SUBJECT MATTER IPC 6 E21B17/08 E21B43/10 E21B43/08 F16L13/14				
According to International Patent Classification (IPC) or to both national classification and IPC				
B. FIELDS SEARCHED Minimum documentation searched (classification system followed by classification symbols) IPC 6 E21B F16L				
Documentation searched other than minimum documentation to the extent that such documents are included in the fields searched				
Electronic data base consulted during the international search (name of data base and, where practical, search terms used)				
C. DOCUMENTS CONSIDERED TO BE RELEVANT				
Category	Citation of document, with indication, where appropriate, of the relevant passages	Relevant to claim No.		
X Y Y X X	US 3 948 321 A (OWEN) 6 April 1976 see column 5, line 13 - line 50 see column 7, line 37 - line 41 ----- US 5 366 012 A (LOHBECK) 22 November 1994 cited in the application see the whole document ----- US 3 863 959 A (BLASCHKE) 4 February 1975 see abstract ----- DE 24 34 298 A (HERMANN VON RAUTENKRANZ INTERNATIONALE TIEFBOHR KG ITAG) 29 January 1976 see page 4, line 9 - page 5, line 6 ----- -/--	1,3-6 2 2 1,3-7 1,3-7		
<input checked="" type="checkbox"/> Further documents are listed in the continuation of box C.				
<input checked="" type="checkbox"/> Patent family members are listed in annex.				
* Special categories of cited documents :				
<table style="width: 100%; border: none;"> <tr> <td style="width: 50%; border: none; vertical-align: top;"> *A* document defining the general state of the art which is not considered to be of particular relevance *E* earlier document but published on or after the international filing date *L* document which may throw doubts on priority claim(s) or which is cited to establish the publication date of another citation or other special reason (see specified) *O* document referring to an oral disclosure, use, exhibition or other means *P* document published prior to the international filing date but later than the priority date claimed </td> <td style="width: 50%; border: none; vertical-align: top;"> *T* later document published after the international filing date or priority date and not in conflict with the application but cited to understand the principle or theory underlying the invention *C* document of particular relevance; the claimed invention cannot be considered novel or cannot be considered to involve an inventive step when the document is taken alone *Y* document of particular relevance; the claimed invention cannot be considered to involve an inventive step when the document is combined with one or more other such documents, such combination being obvious to a person skilled in the art. *S* document member of the same patent family </td> </tr> </table>			*A* document defining the general state of the art which is not considered to be of particular relevance *E* earlier document but published on or after the international filing date *L* document which may throw doubts on priority claim(s) or which is cited to establish the publication date of another citation or other special reason (see specified) *O* document referring to an oral disclosure, use, exhibition or other means *P* document published prior to the international filing date but later than the priority date claimed	*T* later document published after the international filing date or priority date and not in conflict with the application but cited to understand the principle or theory underlying the invention *C* document of particular relevance; the claimed invention cannot be considered novel or cannot be considered to involve an inventive step when the document is taken alone *Y* document of particular relevance; the claimed invention cannot be considered to involve an inventive step when the document is combined with one or more other such documents, such combination being obvious to a person skilled in the art. *S* document member of the same patent family
A document defining the general state of the art which is not considered to be of particular relevance *E* earlier document but published on or after the international filing date *L* document which may throw doubts on priority claim(s) or which is cited to establish the publication date of another citation or other special reason (see specified) *O* document referring to an oral disclosure, use, exhibition or other means *P* document published prior to the international filing date but later than the priority date claimed	*T* later document published after the international filing date or priority date and not in conflict with the application but cited to understand the principle or theory underlying the invention *C* document of particular relevance; the claimed invention cannot be considered novel or cannot be considered to involve an inventive step when the document is taken alone *Y* document of particular relevance; the claimed invention cannot be considered to involve an inventive step when the document is combined with one or more other such documents, such combination being obvious to a person skilled in the art. *S* document member of the same patent family			
Date of the actual completion of the international search <p style="text-align: center;">24 March 1998</p>	Date of mailing of the international search report <p style="text-align: center;">30/03/1998</p>			
Name and mailing address of the ISA European Patent Office, P.O. 5018 Patentlaan 2 NL - 2280 HV Rijswijk Tel. (+31-70) 340-2040, Tx. 31 651 epo nl, Fax: (+31-70) 340-3018	Authorized officer <p style="text-align: center;">Sogno, M</p>			

INTERNATIONAL SEARCH REPORT

Int.dional Application No
PCT/EP 97/06671

C.(Continuation) DOCUMENTS CONSIDERED TO BE RELEVANT		
Category	Citation of document, with indication, where appropriate, of the relevant passages	Relevant to claim No.
X	WO 95 25239 A (ATLAS COPCO GEOTECHNICAL DRILLING AB) 21 September 1995 see abstract ---	1,3-5
X	US 2 871 034 A (WILTSE) 27 January 1959 see column 1, line 59 - column 2, line 4 ---	1,3,5,6
X	GB 792 886 A (HUNTSINGER) 2 Apr 11 1958 see page 3, line 116 - line 124; figures 4,9,11 ---	1,3,4,7
X	US 3 585 803 A (BARDGETTE) 22 June 1971 see column 2, line 71 - column 3, line 1 ---	1,3,4,7
X	DE 90 13 606 U (BRM GMBH) 31 October 1991 see the whole document ---	1,3,7
X	FR 1 565 562 A (RABUEL) 2 May 1969 see page 2, left-hand column, line 10 - right-hand column, line 4 ---	1,3
X	DE 41 33 802 C (HAWERKAMP) 22 October 1992 see the whole document ---	1,3
X	WO 93 14284 A (WELAND AB) 22 July 1993 see page 4, line 4 - line 6 see page 5, line 6 - line 21 ---	1,7
X	DE 295 18 333 U (NOVOPRESS GMBH) 11 January 1996 see page 5, line 21 - line 26; figure 2 ---	1
X	EP 0 611 614 A (B & W FUEL COMPANY) 24 August 1994 see abstract ---	1
X	DE 43 29 442 A (DEUTSCHE ALWA GMBH) 2 March 1995 see abstract ---	1
P,X	WO 96 37680 A (SHELL INTERNATIONALE RESEARCH MAATSCHAPPIJ) 28 November 1996 see example 1 see page 2, line 23 - line 28 see page 3, line 19 - line 25 see page 4, line 14 - line 17 ---	1-7
P,X	WO 96 37681 A (PETROLINE WIRELINE SERVICES LIMITED) 28 November 1996 see the whole document ---	1-7
-/--		

Form PCT/ISA210 (continuation of second sheet) (July 1992)

INTERNATIONAL SEARCH REPORT

Information on patent family members

Int. Patent Application No

PCT/EP 97/06671

Patent document cited in search report	Publication date	Patent family member(s)	Publication date
US 3948321 A	06-04-76	NONE	
US 5366012 A	22-11-94	AU 672008 B AU 4324593 A CA 2137565 A DE 69305852 D DE 69305852 T WO 9325800 A EP 0643795 A JP 7507611 T MD 960219 A NO 944746 A NZ 253125 A	19-09-96 04-01-94 23-12-93 12-12-96 22-05-97 23-12-93 22-03-95 24-08-95 31-05-97 03-02-95 27-02-96
US 3863959 A	04-02-75	CH 558872 A DE 2210980 A FR 2175229 A GB 1365657 A JP 48101614 A	14-02-75 23-08-73 19-10-73 04-09-74 21-12-73
DE 2434298 A	29-01-76	NONE	
WO 9525239 A	21-09-95	SE 503459 C AU 680753 B AU 2089095 A EP 0757768 A FI 963641 A NO 963833 A SE 9400867 A	17-06-96 07-08-97 03-10-95 12-02-97 08-11-96 25-10-96 16-09-95
US 2871034 A	27-01-59	NONE	
GB 792886 A		NONE	
US 3585803 A	22-06-71	NONE	
DE 9013606 U	31-10-91	NONE	
FR 1565562 A	02-05-69	NONE	

INTERNATIONAL SEARCH REPORT

Int. Patent Application No

PCT/EP 97/06671

C.(Continuation) DOCUMENTS CONSIDERED TO BE RELEVANT		
Category	Citation of document, with indication, where appropriate, of the relevant passages	Relevant to claim No.
X, P.	WO 97 41377 A (B.D.KENDLE ENGINEERING LIMITED) 6 November 1997 see page 13, line 6 - line 9; figure 15 see page 7, line 19 - line 21; figure 6 see page 10, line 1 - line 3 -----	1, 3-6

Form PCT/ISA219 (continuation of second sheet) (July 1992)

INTERNATIONAL SEARCH REPORT

Information on patent family members

Int. Patent Application No

PCT/EP 97/06671

Patent document cited in search report	Publication date	Patent family member(s)	Publication date
DE 4133802 C	22-10-92	NONE	
WO 9314284 A	22-07-93	SE 500185 C AT 154964 T DE 69220677 D DE 69220677 T EP 0624219 A FI 943449 A NO 942659 A,B SE 9200179 A	02-05-94 15-07-97 07-08-97 15-01-98 17-11-94 20-07-94 15-07-92 22-07-93
DE 29518333 U	11-01-96	NONE	
EP 611614 A	24-08-94	WO 9419125 A	01-09-94
DE 4329442 A	02-03-95	NONE	
WO 9637680 A	28-11-96	AU 5826596 A AU 7349396 A EP 0828918 A EP 0824628 A WO 9637681 A NO 975350 A	11-12-96 11-12-96 18-03-98 25-02-98 28-11-96 16-01-98
WO 9637681 A	28-11-96	AU 5826596 A AU 7349396 A WO 9637680 A EP 0828918 A EP 0824628 A NO 975350 A	11-12-96 11-12-96 28-11-96 18-03-98 25-02-98 16-01-98
WO 9741377 A	06-11-97	AU 2647497 A	19-11-97